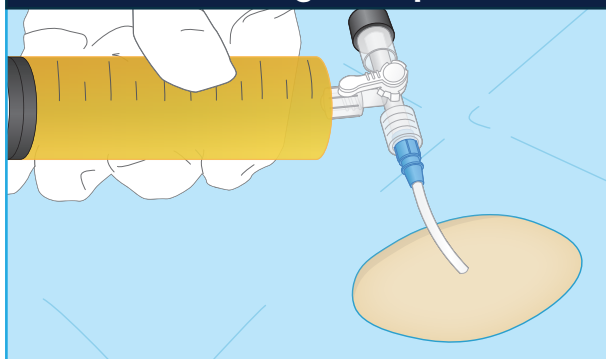


Connecting a procedure kit to the Streamway® system

STREAMWAY®

AUTOMATED SURGICAL FLUID DISPOSAL

1. Drawing a Sample



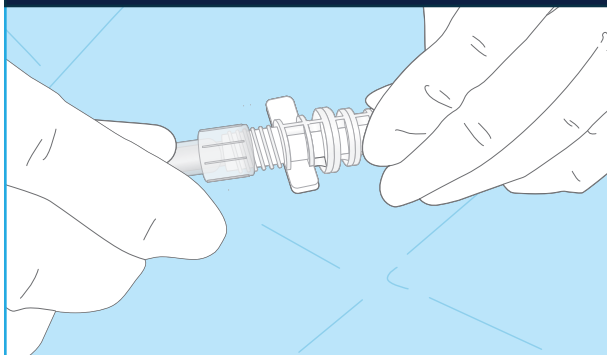
Prior to the procedure, connect a syringe to the luer lock on the stopcock found in a paracentesis kit to draw a sample.

2. Connecting Catheter Line



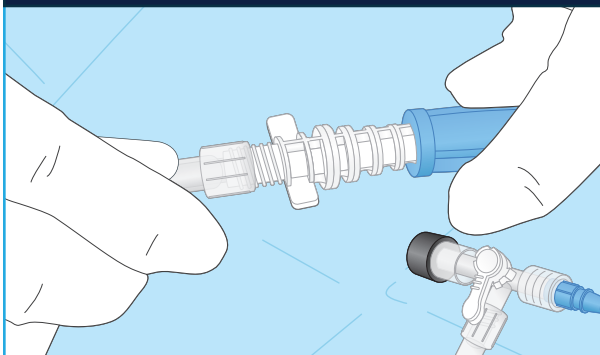
Use the luer lock fitting of the stopcock to connect the catheter suction line.

3. Converting Catheter Tube to Suction Tube




Use a luer lock to barbed suction tubing adapter to connect the catheter line.

4. Connecting Suction Tube



Use the barbed end of the luer lock to barb adapter to connect standard suction tubing.

5. Connecting to the Streamway® system



Connect the other end of the section tubing to the Streamway® system and set to a clinically acceptable vacuum pressure.