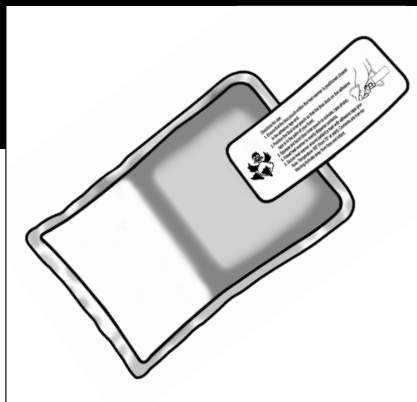




Infant Heel Warmer

HNICU-100

Non-sterile



IMPORTANT

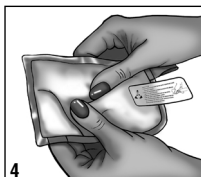
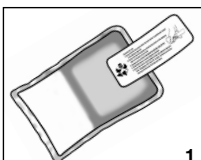
The following information should be read prior to use of this device.

INTENDED USE

The Infant Heel Warmer provides heat to the heel to dilate the capillaries closest to the skin's surface. This offers optimal conditions for an easy and successful blood draw.

DIRECTIONS FOR USE

1. Ensure that the blue pouch within the heel warmer is positioned closest to the adhesive tape end.
2. Position the blue inner pouch so that the duck on the adhesive tape is in the palm of your hand.
3. Squeeze and burst the blue inner pouch to activate.
4. Knead heel warmer to evenly disperse contents. For warmer nurseries (75°F/24°C & up) or premature baby, knead pack after activation for 30 seconds.



5. Secure heel warmer around patient's heel with adhesive tape provided.



NOTE: Temperature 105°F/41°C (from 75°/24°C start). Contents are non-toxic.

PRECAUTION

Activate away from face and infant.

Caution: Federal U.S.A. law restricts this device to sale or use by or on the order of a physician (or properly licensed practitioner).



Manufacturer

DeRoyal
200 DeBusk Lane, Powell, TN 37849 U.S.A.
888.938.7828

Authorized Representative

DeRoyal Europe, Ltd.
Virginia Road, Kells, County Meath Ireland
353.46.80100

Part #44-00148
Revised 3/00
©2000 DeRoyal.
All Rights Reserved.

Single Patient Use