



Improving Care. Improving Business.®

DEROYAL® WRIST & THUMB

Single Patient Use

Non-Sterile

Not Made with Natural Rubber Latex

Rx Only



IMPORTANT INFORMATION

Please read all instructions, warnings, and precautions before use. Correct application is essential for proper functioning of the product.

INTENDED USE

This splint is used as a durable and stabilizing wrist and thumb support for the active patient. The metal stays inserted in the wrist pocket and thumb pocket offer a rigid yet adjustable support for proper wrist and thumb positioning.

INDICATION

The DeRoyal Wrist and Thumb is used for DeQuervain's Syndrome, scaphoid injuries, carpometacarpal instabilities, metacarpal fractures, post cast healing, Gamekeeper's Thumb and cumulative trauma injuries.


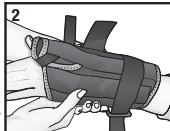

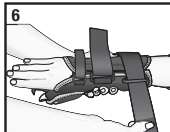
PRECAUTIONS

- This product is to be fitted initially by a physician (or properly licensed practitioner) who is familiar with the purpose for which it is intended. The physician or practitioner is responsible for providing wearing instructions and precautions to other healthcare practitioners or healthcare providers involved in the patient's care as well as the patient. Consult your physician (or properly licensed practitioner) immediately if you experience sensation changes, unusual reactions, swelling or increased pain while using this product.
- Follow the instructions of your physician (or properly licensed practitioner) for length and duration of use. These instructions do not supersede hospital protocol and/or direct orders of patient's physician.
- Inspect product for damaged or missing

components prior to patient application.

- Inspect product for proper fit immediately following patient application.
- Discontinue use of device and consult physician or properly licensed practitioner if device becomes damaged in any way, limiting its ability to perform as intended.

INSTRUCTIONS FOR USE

- 1.** Open all hook and loop closures, slide hand through the splint sleeve, and thumb through thumb hole. 
- 2.** Position splint with palmar side of the splint below palmar crease. Determine if metal stays offer proper wrist and thumb positioning. 
- 3.** Remove splint if wrist and thumb positioning need to be adjusted. Adjust metal wrist and thumb stays for proper positioning and fit. Reinsert in wrist and thumb pockets.
- 4.** Reapply splint with palmar side of the splint below palmar crease.
- 5.** Wrap thumb strap around thumb for snug but comfortable fit. 
- 6.** Comfortably secure the remaining wrist straps to hold splint in proper position. 
- 7.** Trim excess hook and loop where needed.

CLEANING INSTRUCTIONS

Hand wash in cold water using mild detergent and air dry.

WARRANTY

DeRoyal products are warranted for ninety (90) days from the date of shipment from deroyal as to product quality and workmanship. DEROYAL'S WRITTEN WARRANTIES ARE GIVEN IN LIEU OF ANY IMPLIED WARRANTIES, INCLUDING WARRANTIES OF MERCHANTABILITY OR FITNESS FOR A PARTICULAR PURPOSE.



Improving Care. Improving Business:

DEROYAL INDUSTRIES, INC.
200 DeBusk Lane
Powell, TN 37849 U.S.A.
888.938.7828
865.938.7828

Part #0-350LL
©2015 DeRoyal. All Rights Reserved.
Revised 9/15