
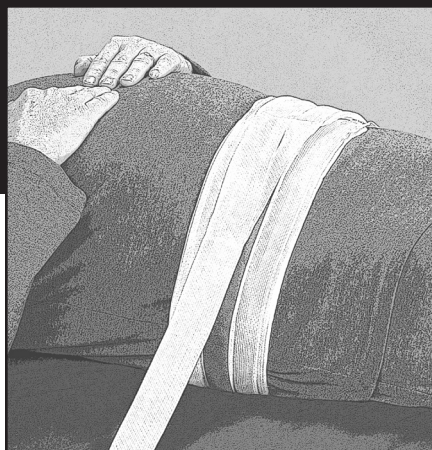





Improving Care. Improving Business.®

BODY BELT W/ HOOK & LOOP CLOSURE

	SINGLE PATIENT USE
	NON-STERILE
	NOT MADE WITH NATURAL RUBBER LATEX
RX ONLY	FEDERAL U.S.A. LAW RESTRICTS THIS DEVICE TO SALE OR USE BY OR ON THE ORDER OF A PHYSICIAN OR PROPERLY LICENSED PRACTITIONER.



IMPORTANT INFORMATION

 Please read all warnings and instructions before use. Correct application is essential for proper product function and to reduce the risk of injury or re-injury inherent with the use of any product. Use only on the person it was provided to by a healthcare professional and only for the use it was intended.

INTENDED USE

The DeRoyal® Body Belt with Hook & Loop Closure is intended to be prescribed by a properly licensed practitioner to provide a gentle reminder for patients to stay in bed or wheelchair to help prevent falls or getting up unassisted.

CONTRAINDICATIONS

- Do not use on a patient who is or may become highly aggressive or agitated.
- Never use on a patient whose I.V. or wound site could be compromised by the device.

WARNINGS

- Improper application or use of any restraint may result in serious injury or death.
- Always secure straps to a portion of the bed that moves with the patient. Do not secure straps to bed or gurney side rails.
- Always keep straps out of patient's reach.
- Inspect the fit of the product on the patient to ensure fit is proper. **DO NOT OVERTIGHTEN.** Check regularly to ensure breathing is not compromised.

CAUTIONS

- A physician or properly licensed practitioner (a "prescriber") who is familiar with the use and purpose of this product must fit it to the user. The prescriber has a duty to provide wearing instructions and risks related to the use of this product to other healthcare practitioners treating the users and the users themselves, including duration of use. The instructions provided in this sheet do not supersede hospital protocol or direct orders of the prescriber.
- Inspect product for damaged or missing components before use.
- Discontinue use and consult your prescriber if

the product or its components break, become damaged, or cleaning is no longer sufficient.

- Belt should be worn over patient's clothing. Consult your prescriber immediately if you experience sensation changes, unusual reactions, swelling or increased pain while using this product. Discontinue use if pressure injuries develop.
- Take special care if the user is diabetic or has poor circulation as these users may have decreased skin sensitivity and are at greater risk for poor peripheral circulation and pressure injuries.

INSTRUCTIONS FOR USE BED APPLICATION

1. Measure the circumference of the patient's waist to determine the appropriate size.
2. Place the belt on the center of the bed at the patient's waist line facing down.
3. Position the patient on his or her back on top of the belt.
4. Feed the narrow side of the belt through the open slot on the opposite side. Secure hook and loop closure in front of patient. **NOTE:** Do not over-tighten. Two fingers should fit between the device and the patient.
5. Secure straps to the portion of the bed that moves with the patient using quick release ties or quick release buckles.

WHEELCHAIR APPLICATION

1. Place the belt around the patient's waist and feed the narrow side of the belt through the open slot on the opposite side. Secure hook and loop closure in front of patient. **NOTE:** Do not over-tighten. Two fingers should fit between the device and the patient.
2. Feed the straps between the wheelchair arm rests and bring behind the wheelchair.
3. Cross straps behind the back of the wheelchair to make an "X".
4. Secure the straps to the wheelchair tilt bars using quick release ties. Secure the straps out of the patient's reach.

QUICK RELEASE TIES

Wrap the strap(s) around the anchor once. Take the loose end of the strap(s) and create a loop. Cross the



Improving Care. Improving Business.®

loop over the other strap(s) that is wrapped around the anchor and feed it through opening as if tying a shoelace. Hold that loop and create another loop with the loose strap(s) and feed it through the first loop. Pull the final loop and the strap(s) attached to the cuff in opposite directions to form a quick release tie.

QUICK RELEASE BUCKLE CLOSURE

Insert the male end into the female end of the buckle. Pull excess strap to adjust.

SIZING

Adult 49”L x 5”W (125 x 13 cm)
Bariatric 68”L x 6 ½”W (173 x 17 cm)

CLEANING AND/OR MAINTENANCE

Hand wash with a mild detergent in lukewarm water. Air dry prior to use. Inspect the product after cleaning to ensure it is intact. If the product is damaged or cleaning is insufficient, do not use it and replace it with a new one.

STORAGE AND TRANSPORT CONDITIONS

	KEEP DRY
	KEEP AWAY FROM SUNLIGHT

WARRANTY

DEROYAL® PRODUCTS ARE WARRANTED FOR NINETY (90) DAYS FROM THE DATE OF SHIPMENT FROM DEROYAL AS TO PRODUCT QUALITY AND WORKMANSHIP. **DEROYAL'S WRITTEN WARRANTIES ARE GIVEN IN LIEU OF ANY IMPLIED WARRANTIES, INCLUDING WARRANTIES OF MERCHANTABILITY OR FITNESS FOR A PARTICULAR PURPOSE.**



Improving Care. Improving Business.®



Manufacturer:
DeRoyal Industries, Inc.
200 DeBusk Lane
Powell, TN 37849 USA
888.938.7828 or (001) 865.938.7828
www.deroyal.com

Part#0-1824 Revised 4/2019

©2019 DeRoyal Industries, Inc.
All Rights Reserved. DeRoyal, the DeRoyal logo, Improving Care. Improving Business. and Laprador are trademarks or registered trademarks of DeRoyal Industries, Inc.